



Exchange Student Handbook

2025/2026

1. EPITA

- About EPITA [P.4](#)
- Key Figures [P.5](#)

2. UNIVERSITY LIFE

- Academic System [P.7](#)
- French Higher Education [P.8](#)
- Grading System [P.9](#)

3. STUDYING AT EPITA

- Classes [P.11](#)
- French Language center [P.12](#)
- Orientation & Buddy program [P.13](#)
- Activities [P.14](#)
- For All International Students [P.15](#)
- Campus : Map & Facilities [P.16](#)
- Becoming a Student at Epita [P.17](#)
- Enrolment [P.18](#)
- Rules and Regulations [P.19](#)

4. ADMINISTRATIVE PROCEDURES

- Visa [P.21](#)
- Accommodation [P.22](#)
- Bank Account & Mobile Phone [P.23](#)
- Health [P.24](#)
- Working in France [P.27](#)
- Financial Assistance (CAF) [P.28](#)

5. LIVING IN PARIS

- The Arrival [P.30](#)
- Public Transports and Getting Around the City [P.31](#)
- Budget [P.33](#)
- Going out & Night Life [P.42](#)
- Shopping for food [P.44](#)
- Restaurants [P.45](#)
- Travelling in France & Europe [P.46](#)
- Practical Information [P.47](#)
- FAQ [P.49](#)



EPITA



ABOUT EPITA

Founded in 1984, EPITA is a bilingual Graduate School of Computer Science. Thanks to its unique pedagogical approach, EPITA trains its students to become outstanding engineers who boast a solid base of scientific knowledge and the most advanced skills in the digital sector. EPITA also welcomes a wide range of foreign students thanks to its several international programs: bachelor, Master of Engineering, summer schools and French language courses

EPITA is ranked among the top computer engineering schools in France.

As one of the leading French science and engineering schools, EPITA is committed to ensuring that all students have meaningful opportunities for personal growth and professional achievement in the future.



"I'm delighted to be joining EPITA, where I'll be bringing my management experience and technological expertise to bear on the changes taking place in the digital world. We share a common ambition: to train the IT engineers of tomorrow."

Mr. Sylvain GOUSSOT
Chief Executive Officer of EPITA

KEY FIGURES





UNIVERSITY LIFE

ACADEMIC SYSTEM



- Academic Calendar (*susceptible to change*)

	FALL intake		SPRING Intake	
	From	To	From	To
Year 1	early Sept.	mid Jan.	mid Jan.	mid May
Year 2	early Sept.	mid Jan.	mid Jan.	early May
Year 3	early Sep.	mid Feb.	mid Feb.	early July
Year 4 – S1 (Fundamental semester)	end Sep.	mid Jan.	early March	end May
Year 4 – S2 (Common core)	-	-	mid Jan.	end April
Year 4 – S3 (Specialization)* <i>*S3 follows the S2 directly but is optional</i>	early Oct.	end Jan.	end April	Mid July

- ECTS system

ECTS is the *European Credits Transfer System*, the point system created by the European Union in order to facilitate the transfer of students and their grades between European higher education institutions by allowing national and local grading systems to be interchangeable.

1 ECTS credit
= 25-30 work hours.

A bachelor's degree (3 years)
= 180 to 240 ECTS credits

A master's degree (2 years)
= 120 ECTS credits

- Examples of ECTS equivalence

Canada, China, South Korea, USA:
1 local credit = 2 ECTS

Mexico:
1,6 local credit = 0, 625 ECTS

India:
1 local credit = 1,5 ECTS or 2ECTS

FRENCH HIGHER EDUCATION



There are three types of higher education institutions in France: **Universities**, **Grandes écoles**, and **Specialized schools**.

Universities are public institutions that offer academic, technical, and professional degrees to any student who has obtained a *baccalauréat* or its foreign equivalent. University study leads to degrees in many fields. Degrees are awarded at 3 different levels of achievement, called *cycles*, within a framework referred to as *licence, master, doctorat* (LMD), which is described in the following section.

The Grandes écoles are selective public and private institutions. They are like universities but typically offer a more specialized 3-year course of study in subjects such as business, public administration, or engineering. Students are admitted to the *Grandes écoles* based on their scores on a competitive exam. Before taking this exam, students must have obtained a *baccalauréat*, and they often have taken a 2-year preparatory course (*cours préparatoires* or *prépas*). Students graduate from a *Grande école* with a master's degree (*master*).

Specialized schools are public or private institutions delivering *Licence and Master's degrees* that train students for professional careers in specific fields, such as art, architecture, social work, or tourism.

• What is the LDM Framework?

The **LMD framework** is the result of the Bologna Process to harmonize university qualifications in Europe. The French current system rests on the following principles :

The Licence / Bachelor's degree:
A 3-year study program or 6 semesters at undergraduate level

The Master / Master's degree:
After completing a licence, students can apply for a master's degree which is a 2-year study program or 4 semesters.

Doctorat / PhD:
Students holding a master recherche may complete an additional 3 years' coursework to qualify for a doctorat (PhD equivalent).

GRADING SYSTEM



The grading system in France is on a scale of 0 to 20. The official passing grade is 10/20. But exchange students must obtain at least 5/20 to be awarded ECTS credits.

- ECTS Grading Scale:

ECTS	French Grade	Definition	
A	18/20 - 20/20	EXCELLENT	Outstanding performance with no or only minor errors
B	15/20 - 17.9/20	VERY GOOD	Above the average standard but with some errors
C	12/20 - 14.9/20	GOOD	Generally sound work with a number of notable errors
D	10/20 - 11.9/20	SATISFACTORY	Fair but with significant shortcomings
PC	5/20 - 9.9/20	Pass Conceded	The Academic Jury has conceded a pass for the unit even though the grade obtained is less than the official passing grade
F	0/20 - 4.9/20	FAIL	Considerable further work is required

- ECTS credits:

1 Semester	1 Academic year
30 ECTS credits	60 ECTS credits

At the end of each semester a transcript of record is established by the school and sent to the students and the university. Each professor will inform students on the evaluation methods.



STUDYING AT EPITA

CLASSES



- Course Selection

EPITA will ask exchange students to fill out a **learning agreement** which will clearly indicate the courses they have selected and their ECTS credits. These will be the courses students will need to pass during their semester/year at EPITA.

Students will, at first, select courses and send their learning agreement to the international office. Students can participate in the first class and decide then whether to continue, add or drop a course. Students will have **2 weeks** to update their LA if they wish to. Once the add/drop period is over and the learning agreement approved by both the universities, no change can be made.

It will be the student's responsibility to attend all the selected courses and pass them. Professors will give all the details on the evaluation modes during the first class.

- Classes at EPITA

EPITA offers classes either in **French** and **English**.

Students finalise their class selection with the *Incoming Student Officer* upon arrival. They have access to EPITA online platform **ZEUS** where they will have access to the class schedules. They will only have access to the classes that are part of and will not be able to select courses from other majors.

Each student will have an average workload of *25 hours per week* and per class. Students will have lectures and personal work to do.

Once you have made your selection, attendance is mandatory. There is a specific attendance tool on which your presence will be notified and followed. **Each absence must be justified by a medical certificate or other certificate.**

The syllabi of EPITA's courses will be ready at the beginning of each semester. Students will have access to the **Sway document** with syllabi updated when ready.

FRENCH LANGUAGE CENTER

Bonjour

• Introduction :

EPITA considers both French and English the key to success in the increasingly globalized world. Our dynamic and innovative French Language Center - **French by EPITA** - strives to fire up your enthusiasm for French language and culture by offering you outstanding courses and quality student services. Established in 2015, French by EPITA is a French language Center for foreigners that is part of EPITA's International Programs' Department.

• Our Teaching

Our classes are not only practical, but fun, communicative and intercultural. In class, our students get to learn with an active approach combined with games and practical activities. As learning a language and a culture cannot be done exclusively inside a classroom, each semester the students get to do a cultural outing in Paris that is integrated in their French program.

• Language Training

	Bachelor	Master
Credits	2 ECTS	4 ECTS
Courses level in Fall	A1 - C1	A1* - C1
Courses level in Spring	A2 - C1	A2 - C1

*A1 level is only available in the *Fundamental semester*

• Quality Courses For Every Level

Awarded "**Label Qualité FLE** (Français langue étrangère)" since 2015 and renewed both in 2019 and 2023, the Centre is the guaranty of high quality courses.

They are designed based on the recommendations of the Common European Framework of Reference for Languages (CEFR) and are accessible for every level from complete beginner to advanced.

French by EPITA teachers have years of experience in teaching French and are passionate about the French culture and arts. French by EPITA already gives French language classes in other schools such as IPSA (Aeronautic and Spatial Engineering School) or Ecole Nationale Supérieure d'Architecture de Belleville (National Architecture School).

• Contact : French by EPITA

Email : frenchbyepita@epita.fr

Tel. : +33(0)1.84.07.16.14

Website : <https://french.epita.fr/>

Instagram : french.epita

ORIENTATION & BUDDY PROGRAM



Before the beginning of each semester, an orientation session is organized to introduce international students the team that will help and support them throughout their semester/year at EPITA. They will meet their **Incoming Students Officer** from the International Office who will be their main contact during their stay at EPITA. All academic information and the practical details of the semester will be explained, and a campus tour is organized to help students find the classrooms and the key areas.

EPIBUDDY Program : International students have the possibility to be assigned a French buddy who will accompany and assist them during their experience at EPITA.

It is not mandatory but strongly recommended by the International Office of EPITA. The EPIBUDDY contacts will be shared with international students before their arrival in France.



- EPITA offers other student support services:

40
student
societies

Gym
Centre
Pass

Campuses
open 24/7
with
student ID
card

Computer
labs
+
Research
Labs

High
Speed
Internet
Line

Online
platform
for
incoming
students

French
Language
Center

ACTIVITIES



Here is a sample of activities students can join during their stay at EPITA:

SPORT

EPISPORT



Campus sport student society offers a wide range of individual and group physical activities. Enrolled students receive an official licence from the FFSU (French University Sport Federation) Telephone & Internet (contract per month)

AIMS

Aims at promoting motor sports among students. Various events, held in France and abroad, are offered for both beginners and advanced students

Le Baby

Students share their passion of babyfoot and organizes tournaments throughout the year

ART

Ephemere



Helps to develop students' talent and passion for Photography. The society is often present to take the best clichés of EPITA events

Epink

Organizes events and animations that promote the art of tattooing.

CULTURE

Epitanime



Promotes Japanese culture among students and throughout Europe. Main activities are: Karaoke, film projections, drawing, musical video games)

ICARE

Icare is the manual arts club. Drawing, digital art, painting, design, modeling, textile arts, animation, writing... there's something for everyone!

EVENTS

BDE



It organizes parties like Halloween and Christmas. It is also on hand to organize key educational events such as the ING1 swimming pool, rushes and hackathons.

CHARITY

Episolidaire



Humanitarian & charity actions on campus and in the surroundings (roam, collecting necessities, fund-raising)

Click [here](#) to check the complete associations' list.

FOR ALL INTERNATIONAL STUDENTS

- **Student Account**

You should receive your student email address and your password by email.

Your EPITA email address = login.

Password = for all EPITA related applications.

This should be used for everything related to EPITA accounts : student email address, Wi-Fi connection, etc.

- **Wifi Access**

Wi-Fi network name : Ionis Portal.

Login : EPITA email address.

Password: EPITA email password.



Authenticated Network Access

User Name:
Password:

It may take up to 20 seconds for the registration process to complete.

Logging in indicates you have read and accepted the [Acceptable Use Policy](#)

- **Student Card**

Your student card is also an access card to the campus. Doors can only be opened with this student access card, so please make sure to carry it with you all the time. It can be asked from you inside the campus and during exams.

- **Student Life**

You have access to EPITA clubs and associations (sports, arts, music, computer games, cards, ...)

EPIWORLD is the international student's association :

<http://www.epiworld.org>

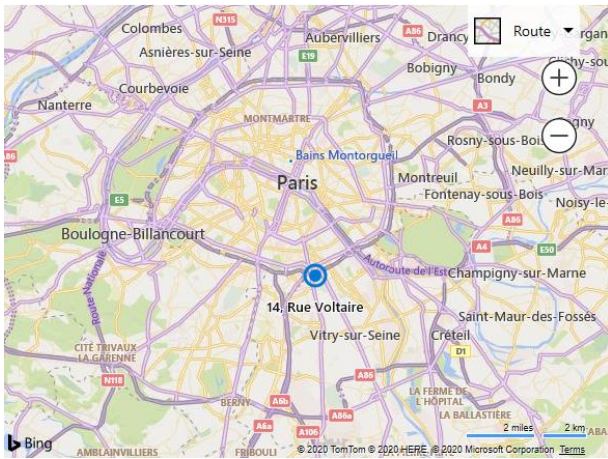
<https://www.facebook.com/epiworld?fref=ts>

Do not hesitate to contact them if you are interested!

CAMPUS: MAP & FACILITIES



- Kremlin-Bicêtre Campus

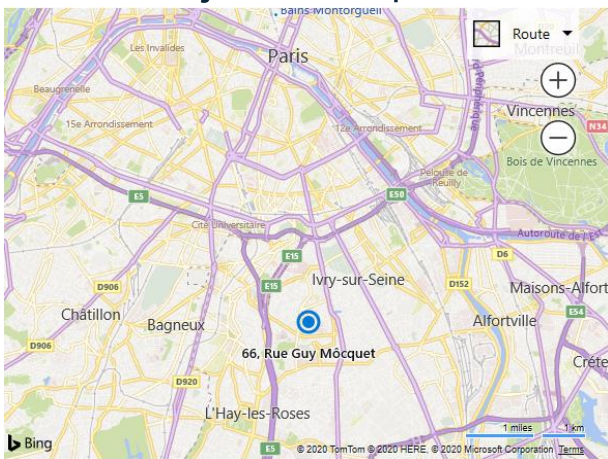


- Facilities

Kremlin-Bicêtre campus – There is a cafeteria where students can enjoy chill. There is a break area on the 6th floor of the Voltaire building which is mainly for international students and students can also chill in an open area in the center of the campus. Soft drinks and snack vending machines are also available at various areas.



- Villejuif Campus



Villejuif campus - 15 min away from Porte D'Italie metro station, accessible by the subway. The campus includes classrooms, practical and research labs, a fireplace, a cafeteria open on weekdays from 8:00 am to 5:00 pm, several multi-purpose relaxation and work rooms, all in a beautiful wooded park.

Wireless Internet Access everywhere with the logins students receive at the arrival.

All classrooms have a video projector and high tech materials.

BECOMING A STUDENT AT EPITA



- You can join the EPITA experience in 3 different ways!

- **Exchange Student**

Students can apply as exchange students if their home university has an agreement with EPITA.

Students must contact their international office and ask for information on the process of application. The international office will then nominate the selected candidates at EPITA and keep the students informed on the process.

As exchange students, EPITA tuition fees will be waived and students will only have to pay for personal, travelling and housing expenses.

- **Summer School Student**

Each year EPITA organizes summer school programs to allow students to enjoy the vibrant city of Paris and study in one of the Top Engineering schools in France in July.



ENROLMENT



Once students have been accepted to do their studies at EPITA, they will need to follow several steps:

1



Finding the International Relations Office!

Students need to meet with the *Incoming Students Officer* in the International Office in the Kremlin-Bicêtre Campus

2



Collecting the Student Card!

Students need to give the necessary documents to the *Incoming Student Officer* and collect their student cards

3



Participating in the Orientation day!

Students will need to attend the orientation day held at the beginning of each semester.

This day will give to our international students all the key information about the campus and the different courses

4



Finalising choices

At the beginning of the semester, students will have 2 weeks to confirm or change their courses' choices with the *Incoming Students Officer*.

RULES AND REGULATIONS

- Attendance

Attendance requirements vary depending on your year of study. However, here are some general expectations for students at EPITA :

- Actively participate in the school's educational program.
- Cheating and plagiarism will result in a disciplinary hearing, which may lead to official expulsion from the program.
- All classes are important, and punctuality as well as regular attendance are expected.

- Year 1 & Year 2

Attendance is mandatory.

Any absence must be reported and **justified** to the registrar's office, with appropriate documentation (e.g., medical certificate, official notice of transportation issues, etc.).

At the end of the semester, you will receive a grade out of 20, based on your attendance. For each unexcused hour of absence, 2 points will be deducted from your attendance grade.

- Year 3

Attendance is mandatory only for exams. However, regular class attendance is highly recommended to ensure academic success throughout the semester.

If students receive an official exam convocation, attendance at this exam is then required.

- Year 4

Attendance is mandatory.

Any absence must be reported and **justified** to the registrar's office, with appropriate documentation (e.g., medical certificate, official notice of transportation issues, etc.).



ADMINISTRATIVE PROCEDURES

VISA

All non-EU students coming to study in France need a student visa.

The type of visa depends on the length of students' stay.
Administrative procedures to obtain a French visa can be very different and take time depending on your home country.



• General Information

The French diplomacy [website](#) gives general information about student visas and the types of visas (Long-stay/ short-stay visa). We recommend students to contact the French embassy in their Home country to get more information about procedures.

Regarding the cost, the application itself is 50€ but you will also need to add an additional 75€ for the mandatory tax required to validate your visa upon arrival in France.

This is an online procedure : [website](#).

You must validate your student visa during the **first 3 months of your arrival in France** at the very latest: [online website](#)

■ Work permit

It is very difficult and long to obtain a work permits, but solutions exist. If students have a residence permit, they don't need a work permit if a job takes up less than 964 hours/year. Employers must inform the Préfecture beforehand. More details [here](#).

To cover their expenses, many students do:

- Baby sitting (€10 - €15 an hour)
- Language classes (€10/hour or more if you have some teaching experience or if your language is rare)
- Work in bars and Fast-food restaurants.

These jobs opportunities are found networking, classified ads, specialised apps, flyers left in local stores or schools. The French Ministry of Education has a dedicated [website](#).

• Residence permit

Non-EU students coming to study need a student visa AND a residence permit to stay more than 6 months.

Within 2 months of your visa/temporary residence permit expiry date, if you want to stay on longer in France, you have to go to the local préfecture (French local authority) and apply for a renewable residence permit.

Useful links to help students in their process:

[Campus France](#)
[French Government – Visa](#)
[Office Français de L'Immigration et de L'Intégration \(OFII\)](#)



ACCOMMODATION



Finding accommodation in the Île-de-France region can be very challenging, expensive and can take some time. It is recommended that you plan much in advance. Every student is responsible for finding their own accommodation.

EPITA does not provide any campus accommodation. However, we offer housing and airport transfer services for which you can register for during your application process.

✓ Find a place: OPTION 1

Exchange students coming to EPITA have the possibility of arranging their accommodation before they arrive:

- €125 booking fees, including airport pickup

Students will live with other international students in furnished accommodations with bills included and within easy walking distance from campus.

- The rents range from €350 to €750, depending on the type of accommodation.

✓ Find a place: OPTION 2

Students can also find an accommodation by themselves. However, they have to make sure to look long before coming to Paris. It is difficult to find a private accommodation for foreign students and it can be expensive.

Available websites:

- [Campus.youfirst](#)

- [Nexity-studea](#)

- [La carte des colocs](#) (finding flatmates)

Getting an Housing insurance! - Mandatory

Students must subscribe to a housing insurance no matter where they are going to live. It will cover damages such as robbery, fire or flood.

Useful links:

[Studapart](#) (code: EPITALOGE^MENT)

[CIUP](#)

[Immojeune](#)



BANK ACCOUNT & MOBILE PHONE

Students have the option to open a bank account while staying in France.

EPITA has an agreement with BNPPARIBAS: International students can open their bank account there only if the student stays for a minimum of 6 months in France.

Otherwise, the online bank account REVOLUT is a good and easy alternative for short stays. Opening an account makes life easier when paying bills and subscriptions.



• Opening a bank account

Students must have (at least) the following three documents with them in order to open a bank account:

- ID card or passport
- Proof of address in France
- An acceptance letter from EPITA or student card.



It is important that students close their French bank account before they leave

• Managing your account: avoid overdrafts!

If students spend more than what they have on their account, they might have to pay high overdraft fees or “agios” – If the bank’s interest rate for agios is 17%, students may have to pay 17% more than what they owe

For example: if a student spend €100 without having it on the account, this student will have to pay €117 to the bank. Students need to be careful with their expenses



- In case students lose their credit card or check book!
 - Let the bank know so that it can block the card. This is a 24/7 service that direct the call to the “centre d’opposition”
 - A report to the central police station is necessary if the card has been lost or stolen. If this step is skipped, the insurance, that came with your credit card, will not work.

• Mobile Phone

Students can buy a chip mobile phone when they arrive in France at a mobile network carrier’s store (Orange, SFR, Bouygues, etc.).

Students will need to choose a « forfait » (plan) – they need to be aware that most plans have a 1 year commitment at least.

Here are the commitment-free plans:

- SOSH
- SFR (RED)
- Free

Make sure to mention your specific needs for the best deals.

HEALTH



Social security affiliation is free and mandatory for all students in France, whether they are French or foreign nationals.

• European Students



- ❑ European students usually have a European Health Insurance Card (EHIC) or a temporary certificate.
- ❑ The medical costs are reimbursed at the same level as they would be in their home country. This card must be valid until the end of the academic year.
- ❑ EU student without a European Health Insurance Card (EHIC) need to refer to the "International Students" section.

• International Students



- ❑ Non-European students under 28 must sign up to the social insurance system [AMELI](#).
- ❑ Students need to sign up once registered at EPITA.
- ❑ It reimburses medical expenses but not all the expenses.
- ❑ To increase your health insurance pay-out, you can register for an additional health cooperative (not mandatory but strongly recommended).
- ❑ EU student without a European Health Insurance Card (EHIC) need to do the same.



Useful links:
[Ameli for foreign students](#)
[CLEISS](#)

[Doctolib](#) (To book an appointment with a doctor in France)

HEALTH

- **Choosing a referring doctor** *(not needed for European students with EHIC)*

Your referring doctor is the first person you go to for any health issues from whom you will receive coordinated follow-up and personalized preventive care. **Without a referring doctor, you will have your medical expenses reimbursed at a lower rate.**

Once you have chosen your referring doctor, you will need to inform your local health insurance fund (CPAM) about it. During an appointment, you and your doctor should fill in and sign the form called "Déclaration de choix du médecin traitant" and send it by post to the CPAM of your city of residence.

Before going to see a specialist, go to your general practitioner, who will refer you to a specialist. This is the procedure to get the maximum reimbursement (70%) from the social security.

- **English-speaking doctors for a "referring doctor":**

Name	Address	Phone number
Dr. Elsa MUSSO	2 Avenue Eugène Thomas, 94270 Le Kremlin-Bicêtre	01 46 58 80 51
Dr. Thi Khanh Van LE	Centre Médical et Dentaire Kremlin-Bicêtre, 60 Avenue de Fontainebleau, 94270 Le Kremlin-Bicêtre	01 49 87 06 40
Dr. Yonathan KLEINMANN	Centre Médical et Dentaire Kremlin-Bicêtre, 60 Avenue de Fontainebleau, 94270 Le Kremlin-Bicêtre	01 49 87 06 40
Dr. Tiphaine DE ZELICOURT	Pôle Santé IVRYMED - Médecins - 166 Boulevard de Stalingrad Ivry-sur-Seine, 166 Boulevard de Stalingrad, 94200 Ivry-sur-Seine	01 43 90 33 55
Dr. Carole Guannel TOUSSIES	60 Avenue Maurice Thorez, 94200 Ivry-sur-Seine	Appointment via Doctolib
Dr. Daniel GERI	65 Rue du Moulin de Saquet, 94800 Villejuif	Appointment via Doctolib
Dr. Donatien ING	Cabinet médical du docteur Ing Donatien, 65 Avenue Paul Vaillant Couturier 63, 94800 Villejuif	01 56 20 06 43

HEALTH

• Additional health coverage : "Mutuelle"

Since the social security reimburses **up to 70%** of your health expenses, you still have the opportunity to enroll for an additional health coverage called "**mutuelle**", which **will cover the remaining 30%** of your medical expenses.

The complementary health insurance is not mandatory, but recommended, especially if you know you will have major health expenses (you need glasses/contacts/ hearing aid, you have a medical condition that need regular medical monitoring...).

Different types of mutuelles :

- Traditional student healthcare mutuelles ([CPAM](#), [LMDE](#), [Heyme](#), ...)
- Insurance companies
- Banks : It's up to you to research different options and find one that best suits your personal needs.
- You can use comparing tools online by giving some information on your background (for example: [lecompareurassurance.com](#)). Ask the mutuelles for a quotation and compare the offers.

• Health services in France

Psychological support :

You can book an appointment with a psychologist and psychiatrist on [Doctolib](#). Many offer consultations in English or other languages.

Some other services are available such as [Night Line : A listening service for students, by students](#).

Nightline is a student-run listening service providing a safe, confidential, and anonymous space to talk about anything. Volunteers are trained to listen actively and remain neutral.

The English-speaking night line, is available between 9pm and 2:30am between Thursday to Monday. [Contact them](#).

Finding a doctor / hospital :

First, assess the severity of your symptoms. For basic care, avoid going to the hospital—you'll likely wait for hours and face higher costs. In emergencies, however, go to the hospital emergency department.

To find a doctor, you can check on the following website: <http://ameli-direct.ameli.fr/> (only in French).

It can be hard to get a quick appointment. Hence, you can check on the web and make an appointment online with any other doctor in a geographical area of your choice and in a specific area of expertise: <https://www.rdvmedicaux.com/index.aspx>
<https://www.doctolib.fr/>

EMERGENCY NUMBERS (*Be ready to clearly state your location and what's happening*)

- **Call 15** – Medical emergency (SAMU/ambulance)
- **Call 18** – Fire brigade (fires, accidents, medical emergencies)
- **Call 17** – Police
- **Call 112** – EU-wide emergency number (works from any mobile in Europe)

WORKING IN FRANCE



International students at EPITA can work alongside their studies or participate in paid intern missions for EPITA

French law allows foreign students to work 964 hours a year, or the equivalent of 60% of the legal working hours limit. Students can therefore only earn a partial salary. If you are not a European Union citizen then you must have a student residence permit in order to work in France.

Studying at EPITA can sometimes be a lot of work, so we do not advise foreign students to work alongside their studies.



Students must request a work permit in the following three cases:

- You must work more than the authorized number of hours
- If you hold a temporary six-month visa
- If you are an Algerian student

It is highly recommended for students to have at least a B1-B2 level in French in order to communicate with your employer and colleagues



Paid Intern missions at EPITA

Internal activities, when they come out of what is normally expected from students, also give rise to paid missions. It is then important to check EPITA website and stay tuned on EPITA activities!



Useful websites:
www.jobaviz.fr
www.cidj.com

Working conditions and Law

From 1 January 2010, all employees in the national workplace relations system receive 10 basic minimum entitlements known as the National Employment Standards (NES). The NES include:

- Maximum weekly hours of work
- Requests for flexible working arrangements
- Parental leave and related entitlements
- Annual leave
- Personal/carer's leave, compassionate leave and family and domestic violence leave
- Community service leave
- Long service leave
- Public holidays
- Notice of termination and redundancy pay
- Provision of a Fair Work Information Statement.

FINANCIAL ASSISTANCE (CAF)

The **Caisse d'Allocations Familiales (CAF)** is a French public institution that provides financial support to families to help them manage everyday expenses. It offers a wide range of benefits aimed at easing the financial burden related to children, housing, and low-income situations. As an exchange student in France, you may also be eligible for **housing assistance**, which can help reduce the cost of your rent during your stay.

• How to apply :

Required documents :

- French bank account details (RIB)
- Your rental agreement
- Passport information page
- Birth certificate translated in French by a sworn translator
- Outside the European Union: copy of your valid residency permit (“titre de séjour”)



After gathering the documents, you can submit your documentation electronically on www.caf.fr through your “*Mon compte*” or on the mobile app [Caf - Mon Compte](#).

Make sure to upload all the necessary documents as much as possible at once, as every time you will upload something new the process will start all over again for this administration to check on your documents and the procedure will be delayed.

After opening your account, make sure to **make a request for housing aid** (faire une demande d'aide au logement). Opening an account is not enough for getting CAF financial assistance : your monthly allowance will be calculated from the date of your “demande d'aide au logement”

Useful websites:

[CAF - Vous venez en France pour étudier et souhaitez vous loger](#)

www.cidj.com

[CAF - Je suis étudiant étranger](#)



LIVING IN PARIS

THE ARRIVAL



Paris has 3 major airports: **Orly** (16 km south of the city centre), **Roissy-Charles-de-Gaulle** (27km north of the city centre), and **Beauvais** (80km from Porte Maillot in Paris).

How to get around once you arrive at the airport?

- **EPITA Service**

EPITA transport & accommodation service can provide a car that can pick you up. You need to register for this service during the application process.

- **Taxi**

Recognizing an official taxi

Taxis stand at the arrival gates and have luminous signs on the roof. *If you are approached by anyone claiming to be a taxi driver at the exit of the baggage claim, we suggest that you decline any of their offers of transport!*

- **Metro or RER**

The RER line B serves Roissy Charles de Gaulle in the north and the metro line 14 serves Orly airport in the south of Paris.

RER B - Roissy Charles de Gaulle airport (CDG) **€13**

Metro Line 14 – Orly airport **€10.30**

- **RoissyBus & OrlyBus**

You can also take shuttles from both Charles de Gaulle and Orly airport. You can ask at the information desk. Approximate prices:

- **From Charles de Gaulle to Opera:** the bus will drop you in the center of Paris. You will need to buy another ticket if you want to take the subway after the ride.

Departure from Roissy Charles de Gaulle (Terminal 1 - Terminal 3 - Terminal 2AC - Terminal 2D - Terminal 2EF), arrival Opéra (corner rue Scribe & rue Auber).

€16,60

- **From Orly airport to Denfert Rochereau:** the bus will drop you near the subway station Denfert Rochereau. You will need to buy another ticket if you want to take the subway after the ride.

Departure from Orly (Terminal 1, Terminal 2, Terminal 3, Terminal 4)

€11,50

PUBLIC TRANSPORTS AND GETTING AROUND THE CITY



Getting around in Île-de-France and Paris is very easy.

An extensive five-zone public transport network serves Paris and the Île-de-France region and includes metro, bus, tram, regional express train (RER), and regional train (Transilien) links. The RATP group is responsible for operating most public transport services in Paris and the surrounding area. SNCF, the National Train Company operates all the trains from express, to regional to national trains.

•The “imagine R Étudiant” subscription

Annual subscription aimed at students under 26 living in the Île-de-France region for unlimited journeys around the entire region (all zones: €392,30/year)

•The monthly “Navigo” subscription

Monthly subscription for unlimited journeys in all zones (€88.80/ month)



Subway, bus and tramway: Students can easily go from one side of the city to the other using public transports

€ 2,50 = 1 ticket (without any subscription card)

•Subway



Fastest, cheapest, and most simple way to get around in Paris. The metro network is made up of 16 lines and 300 stations across Paris and its suburbs. Services begin everyday around 5/45am and finish around 12.45am (from Sunday to Thursday) and 1.45am (Friday and Saturday).

•Tramway



Three of the 10 tram lines of Île-de-France: serve Paris: the T2, T3a and T3b. Tram tickets are the same as metro and RER tickets within Paris.

•The bus



An excellent way to discover Paris. Bus lines in Paris for the most part run from Monday until Friday from 6.00am until 12.30am. Services may decrease on Sundays and holidays depending on the line.

•Noctilien



A bus service that mainly operates during night-time. With roughly 47 lines, you can travel in Paris and the Île-de-France region between 12.30am and 5.30am.

HOW TO SUBSCRIBE TO THE NAVIGO PASS?

Create your account and fill-in the needed details on:

<http://www.navigo.fr/je-gere-ma-carte/>

- For under 26 years old students: click on “*Souscription Navigo Imagine R*”
- For 26 years old +: click on “*Souscription Navigo annuel*”

Documents required to finalize your enrollment:

- A passport sized picture will be required for your first subscription.
- A school certificate (in your acceptance letter pack), to get the student price.
- Bank details (IBAN – BIC) to be paid directly from your account every month (nothing for you to do, it will be automatic).

Make sure to tick the box «**Formation continue**» and NOT «**Apprenti**» when subscribing to ImagineR.

If everything is filled correctly, the average delay to receive your card is between 10 and 21 working days.

TRANSPORTATION SUBSIDY AT VAL DE MARNE

The Val de Marne Department reimburses 50% of the Imagine R card for under 26 years old students living in the area. You can check the application dates for reimbursements via this link :

<https://www.valdemarne.fr/a-votre-service/deplacement/transports/remboursement-de-la-carteimagine-r>

If you are more than 26 years old student, you can benefit a 75% transportation reduction by adhering to the complementary health care service offered by the CPAM. The copy of the form is included in your Welcome Pack. For more information, please refer to the CPAM section of this booklet.

You can pay the suscription monthly, which is easier and cheaper for you (**€42,90 + €8 for registration fee**).

You have the possibility to start your suscription whenever you want between these following dates : September 1st, October 1st, November 1st and December 1st.




BUDGET



Living in Paris can sometime be very challenging and expensive.

Students must be prepared before coming to France to live a unique experience and discover things different from their home country.

This is an approximate guide of the living costs in Paris. *These figures can easily change.*

 Accommodation	Per month
Studio at CIUP	€470-€800
Private studio	€ 800
Shared flat	€ 550
Shared room	€ 490
Electricity & Water	€ 50



Transports

Monthly travel pass	€88.80
Metro ticket	€2.50
Vélib'	€3.00



Food

Meal at EPITA cafeteria	€5.00
Meal at Restaurant	€15-€20
Sandwich	€4-€6
Coffee	€1.00-€2.00
Bread	€1.20-€1.80
Pastry	€1.50-€3.00
Glass of wine	€4.00
Beer	€3.50

Sales tax & tips

In France, prices are shown TTC (all tax included): Tips are optional.

BUDGET



Telephone & Internet (contract per month)

Mobile phone	€8-20
Internet	From €8 to €30.00



Entertainment

Cinema ticket	€8.00-€12.00
Swimming Pool entrance	€2.00-€3.50
Exhibition entrance	€6.00-€12.00



Useful tips:

With your student card, you may have student discounts at restaurants, museums, cinemas, exhibitions, etc.



GOING OUT & NIGHT LIFE



Paris is one of the world's most popular tourist destination: vibrant, cosmopolitan and with an impressive cultural heritage. Ranked in the QS Best Student Cities in 2018, Paris was selected as the 2nd best student city in Europe and the 5th best in the world.

All year round, students can enjoy cultural events, exhibitions, shows, festivals just to name a few. In each *arrondissement* (french work for district), you can discover secret passages, gardens from the Quartier Latin to the Canal Saint Martin passing by Montmartre or cruising the river seine.

- Free Admission Under 26

Access to permanent collections in museums and monuments in Paris and the Île de France region is free for young people under 26 who come from one of the 28 European Union member states (Louvre Museum, Musée d'Orsay, Palace of Versailles, etc.). There is also a discount for temporary exhibitions in most museums.

- Example of parcs

Numerous Numbers of parcs (400 in total):

Jardin du Luxembourg

Jardin des plantes

Buttes-Chaumont

Bois de Vincennes

Bois de Boulogne

- Museums with Free Admission

Many Other museums are free all year long:

Air & Space Museum

Musée du parfum Fragonard

The Shoah Memorial

The Curie Museum

- Gateway destinations in Ile-de-France:

It exists many gateway destination within an hour and a half's reach outside Paris: Monet's house in Giverny, le château de Fontainebleau or even the Musée National de la Renaissance...

GOING OUT & NIGHT LIFE



RESTAURANTS, CAFES & BARS



Paris is the place to be as night life is exciting. Youngsters hang out until late hours but make sure to always be in a group. It is easy to find a place to either enjoy a gastronomic dinner or just grab a bite after a movie session. Quartier Latin is one of the popular area for students.

MUSEUMS & MONUMENTS



With more than 200 museums, Paris has a rich art heritage: painting, sculpture, photography, contemporary art, and science but also it is famous for its fashion & Haute Couture, architecture and food

THEATRE



Paris has a huge variety of theatre. You can find some very classical plays of Molière, Corneille to the latest and modern ones. The choice is endless and caters to all ages and tastes.

CINEMA



Paris has cinema halls in every *arrondissement* which offer a very wide range of foreign films. All these cinemas offer international films that are either subtitled or in their original version.

The [*Lost in Frenchlation*](#) society offers non-French films with English subtitles in classic Parisian cinemas. Drinks and debates are also part of these events.

Most cinemas offer reduced ticket for students under 26.

SHOPPING FOR FOOD



EPITA has an ideal location and shopping for food is quite easy near the campus.

Most shops are open from 10 a.m. to 7 p.m. from Monday to Saturday. Grocery stores are usually closed on Sundays, and sometimes on Mondays. However, during the holiday season (before Christmas), many shops stay open in the weekend. Groceries (food stores) often open earlier in the morning and do not close until later at night.

- **Addresses near EPITA:**

Corner shops: Expensive, limited choice but handy	Hypermarkets Less expensive and bigger
Carrefour Market 	Lidl (Avenue Fontainebleau) 
Franprix 	Auchan (In the shopping mall "Okabe" on avenue Fontainebleau, metro station "Kremlin-Bicetre") 

- **Other options:**

- **Markets:** local products - from fruit and vegetable to meat, cheese, sometimes even clothes or jewellery...

Prices vary; products may be cheaper than in supermarkets and others much more expensive. Here is a list with all the information, including dates and hours :

<https://www.kremlinbicetre.fr/a-votre-service/vie-economique/marche-forain/>

- **Frozen goods:** there are frozen-food sections in several stores, but you can also head to **Picard** which is specialized in Frozen food

Restaurants near EPITA

- *Kremlin-Bicetre (KB) Campus*



Find a selection of popular restaurants
among EPITA students at KB Campus :

African

[A Folé](#)

Burgers & meat

[Le Why Not](#)

[Burger King](#)

Crêpe

[City Crepe](#)

Korean

[Sésame et Sel](#)

[Séoul Gang](#)

[Star Grill](#)

Pizza

[Five Pizza Original](#)

Turkish

[Le Constant – Les 3 Broches](#)

[O'Zaman](#)

[Le Village du Pacha](#)

Boulangeries

[Au Pain Gourmand](#)

[La Pralinoise](#)

Fried Chicken

[Chicken Spot](#)

[KFC](#)

Italian

[Fratello](#)

[La Toscane](#)

[Le Plaza](#)

Libanese

[Le Cèdre](#)

Thai

[Rajapreuk](#)

Sandwich

[Subway](#)

TRAVELLING IN FRANCE & EUROPE

Paris is the heart of France and the Hub of Europe!
Students can easily travel within France and in Europe.



Before planning trips outside France, students need to make sure that their visa allows them to leave the country and come back

• By Train



The SNCF (the French national railway company) manages the entire French train network. Train is the simplest way to travel in and around France for students.

If you are under the age of 28, you can get discounts.

For all details about ticket reservations, schedules, and discounts, look up the SNCF website. SNCF also offers low-cost trains.

Students can travel around France and Europe from Paris in train. As an example, they can go to:

Paris-Lille: 1h
Paris-Lyon: 2 h
Paris-Strasbourg: 1h47
Paris-London: 3h
Paris-Brussels: 1h30.
Paris-Amsterdam: 2h19

• By Plane



Plane might be an easy and quick way to reach your destination but remains the most expensive one too.

It is very easy to travel by plane from Paris. You have access to 2 international airports:

- Roissy Charles de Gaulle airport (CDG)
- Orly Airport

Both airports operate international flights and you just need to book your ticket and fly the world.

• By Bus



Eurolines is a low-cost coach travel company with over 600 destinations in France and Europe and has discounts for people under 25

• Driving



Non-European students need an international driving license to drive. Procedures may vary depending on your country. Check here.

PRACTICAL INFORMATION

Paris can be full of surprises and students will need also to explore by themselves. Before that, here are some additional information.

• Sports

Students can practice sports in Parisian parks for free. There is also a possibility for students to join an indoor gym but a subscription is required.

[Forest Hill Sport Center](#)

EPITA has a special offer of **95€** for its students should they wish to join the Forest Hill Sport Center. Forest Hill is always ready to welcome you and your gym bag before or after your course or internship. It is open from 7am to 10pm. You can practice your favorite sport thanks to the dozens of disciplines on offer or to enjoy one of the 306 gym machines.

If you are interested and would like to enroll :

Come to the International Office to fill the form. You will need:

- Student card copy
- Passport copy
- Passport sized picture
- 95€ in cash (exact amount)

[Aquaboulevard](#)


You can also relax in the famous water park unique in Europe, or on the many tennis or squash court. The EPITA/Forest-Hill partnership provides 7-day/7-day multi-activity access to the [Aquaboulevard](#).

• Weather

Paris experiences mostly mild weather across four distinct seasons. Average daily highs range 5°C in the winter to 30°C at the height of summer.

Don't forget an umbrella and/or a raincoat: even on a sunny day, there might be a few showers. Information on weather forecasts.

There is usually no air conditioning in classrooms and in accommodations when the weather is warm.



PRACTICAL INFORMATION



Contact us!
International relations office

Email: incoming-international@epita.fr

Phone: +33 (0) 1 84 07 16 58 or +33 (0) 1 84 07 16 93

Website: EPITA

- **Emergency Numbers:**

18 - Pompiers – fire department: fire, accidents and medical emergency.

17 - Police emergency squad, police force.

15 - SAMU: emergency medical services in town.

115 - Samu social: in Paris - societal welfare emergency medical services, support for the homeless.

- **Emergency medical services:**

Poison centre in Paris: 01 40 05 48 48

SOS Médecins (24h/24h): 08 20 33 24 24

Medical care Paris (24h/24h): 01 42 72 88 88

SOS Dental care: 01 43 37 51 00

Serious burn aid Hôpital Cochin: 01 58 41 26 49

Late night chemist/duty pharmacy: 39 15

SOS lost or stolen bank cards: 08 92 705 705

FAQ

•Do I need to fill out a Learning Agreement and when?

For exchange students, EPITA provides the document to fill out. For Erasmus students, it is a standard document from the European Commission that can be obtained from both the home and the host institution and [here online](#).

•Can I change my Learning Agreement after my arrival?

Of course, you can change your mind or have a timetable conflict and we allow you to change the Learning Agreement during the first two weeks of the semester, with the approval of your home institution and EPITA.

•Can I take courses from different majors or different program levels?

No, we recommend that you choose courses from the same major and level of studies. At EPITA, the schedule cannot be easily changed and it is hard to organize a timetable with different majors without overlapping.

•Will I be mixed with french or international students?

It depends on the program you enroll in. At the Bachelor level, courses offered in English are both for French and International students. So, you will be taking classes together.

At the Master level, the programs taught in English are only for International Students except in one major, Information Systems Management, where some courses include both French and international students

•Can I take French courses as an Exchange/Erasmus student

Yes, you can take French courses for free and even get credits for them. However, it is better to check with your home institution and verify whether the credits will be recognized and transferred to your university as it is not always possible for languages courses.

French courses are available from A1 to C1 level in the Fall Semester and from A2 level in the Spring Semester

•EPITA login & password : how can I find it or renew it?

Once you are enrolled you will receive a login & password on your personal email address.

EPITA login template

is: firstname.familyname@epita.fr

If you have 2 first names, you have to add a – in between. For instance firstname.familyname@epita.fr

Your password is secret and I can't access it so the only solution is to renew it . please follow the procedure below « Recovering your Bocal password » in the documentation available through the link below: <https://doc.cri.epita.fr/passwords/>

[Recover and modify passwords - EPITA - Documentation](#)

Changing your CRI password. It is possible to change the password to your CRI Account. Password policy. The password must be as follow: At least 10 characters long
doc.cri.epita.fr



