

An architectural rendering of a modern university campus. The scene features a central courtyard with a paved walkway, green grass, and several cherry blossom trees in full bloom. People are seen walking and sitting on the courtyard. The surrounding buildings are multi-story, modern structures with large windows and balconies. The sky is clear and blue.

2025-Spring

How to Apply For the Dormitory

1. Freshmen with application number: Dormitory website(<https://dmtry.ewha.ac.kr/>) → [Dormitory Application]
 2. Current Students with student ID number:
 - ▶ Dormitory Website(<https://dmtry.ewha.ac.kr/>) → [Dormitory Application] **OR**
 - ▶ EUREKA Portal(Ewha Portal)(<http://eportal.ewha.ac.kr>)
- ※ Freshmen with a student ID number: Same application process as current students with a student ID number



About Ewha Residence

Facilities

Moving In/Out Guide

Living Guide

Community

Dormitory Application

Menu



Facilities



Emergency Contact



Maps & Directions



2. LOGIN

Dormitory
Application

Dormitory Application

LOGIN

Freshman Login

If you do not have a student ID no, yet, please log in with your examinee no, and password(Date of Birth: YYMMDD) to get to EUREKA, Click the button below

Freshman Login

[For freshmen ONLY with an application number]

- ID: Application number
- PW: 6 digit date of birth(YYMMDD)

LOGIN

Current Student Login

Please Log in with your EUREKA ID (Student ID no.) and password, Click the button below

Current Student Login

[For all current students with a student ID number]

- Directed to EUREKA portal when clicking on "Current Student Login"
- OR you can directly access the EUREKA Portal(<http://eportal.ewha.ac.kr>)

2-1. LOGIN For Freshmen

LOGIN - 신입생 인트라넷

한국어

수험번호
(Student ID No.)

비밀번호
(Password)

Application number

6 digit date of birth
(YYMMDD)

LOGIN

처음 로그인하는 경우 유의사항:
(If it is your first time logging in:)

1. 통합정보시스템의 DB 인증을 통해 로그인 하는 화면입니다.
(This is the login page with DB certification of Integrated Information System.)

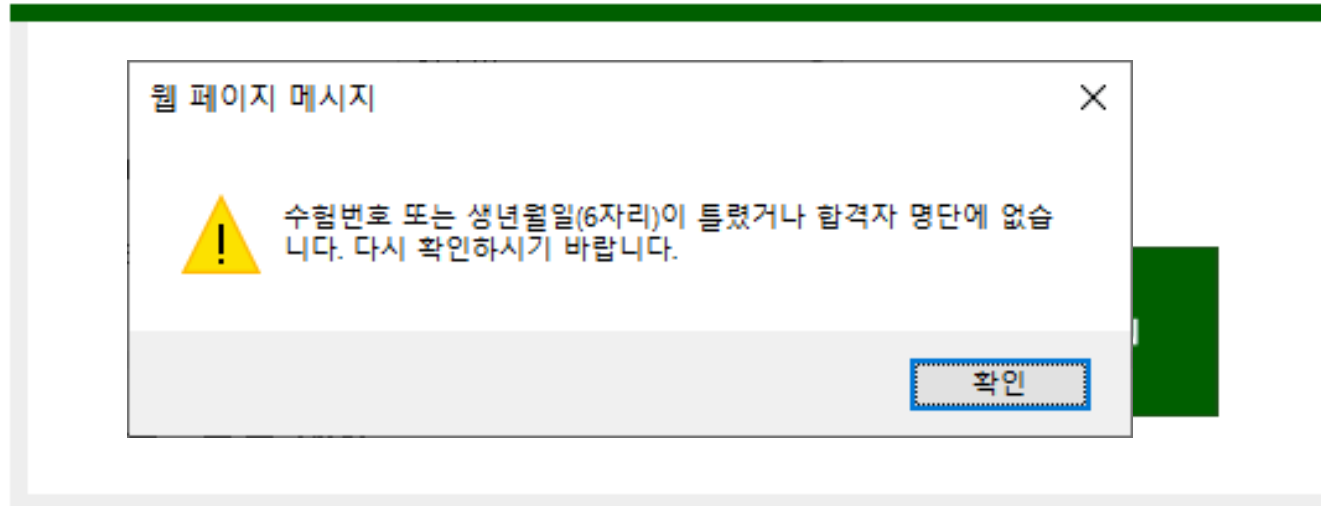
2. 아이디는 수험번호를 입력합니다.

Enter your Application no. (type on the page as "student ID no.")

3. 비밀번호는 생년월일을 (6자리) 입력해야 합니다.

(Enter the 6 digits of your birthday number for password.)

2-2. For Freshmen Who Cannot Log In



Login will be denied BEFORE the dormitory application period.

Be sure to log in during the dormitory application period.

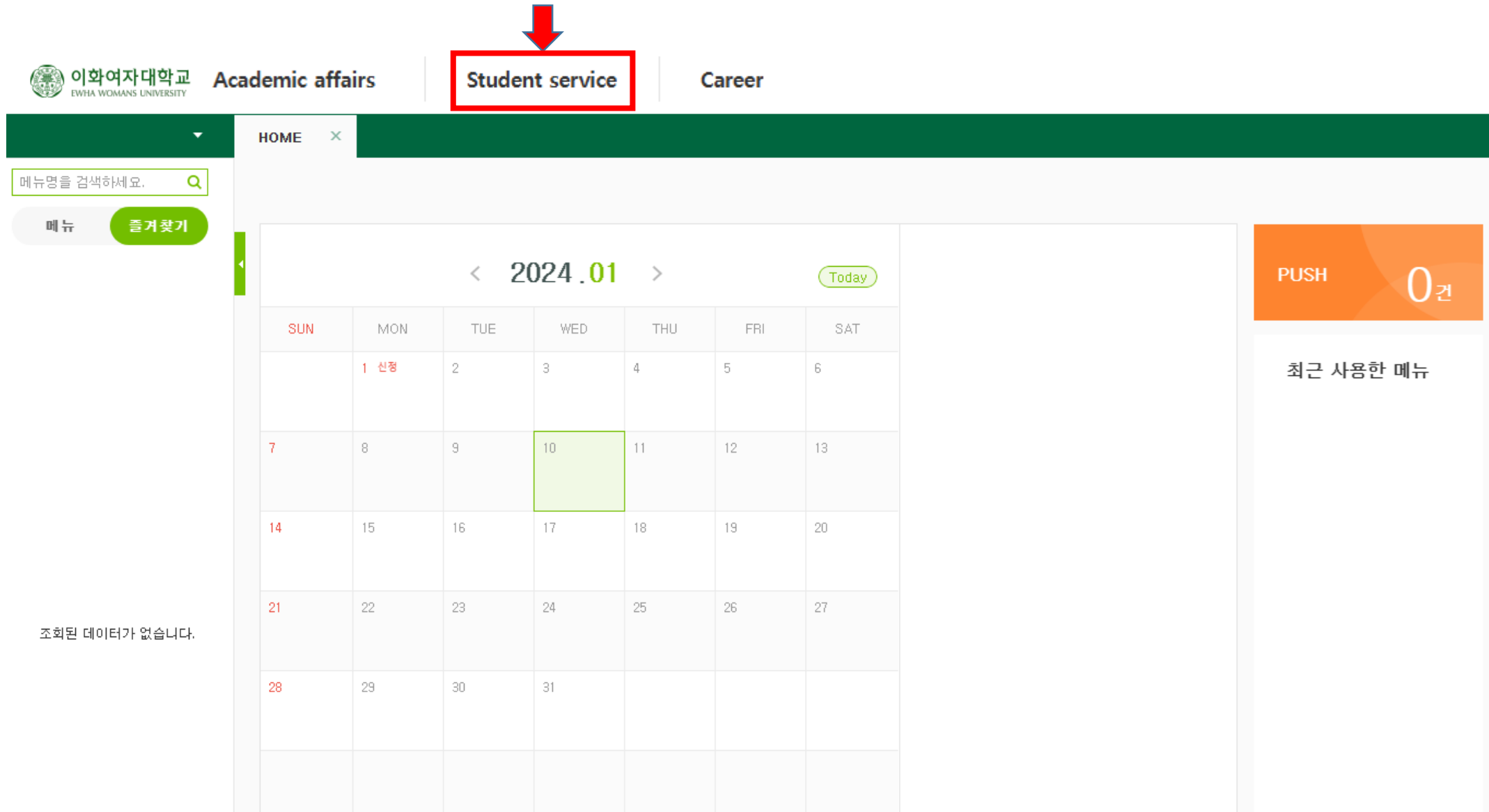
2. 아이디는 수험번호를 입력합니다.

(Enter your Student ID No.)

3. 비밀번호는 생년월일을 (6자리) 입력해야 합니다.

(Enter the 6 digits of your birthday number for password.)

2-3. Freshman LOG IN → Click [Student service]



The screenshot shows the Ewha Womans University website interface. At the top, there is a navigation bar with the university logo and the text '이화여자대학교 EWHA WOMANS UNIVERSITY'. Below the logo, there are three main menu items: 'Academic affairs', 'Student service', and 'Career'. The 'Student service' item is highlighted with a red rectangular box, and a red arrow points down to it from above. Below the navigation bar, there is a dark green header with 'HOME' and a close icon. On the left side, there is a search bar with the text '메뉴명을 검색하세요.' and a magnifying glass icon. Below the search bar, there are two buttons: '메뉴' and '즐거찾기'. The main content area features a calendar for January 2024. The calendar has a header with '< 2024 .01 >' and a 'Today' button. The calendar grid shows days from Sunday to Saturday. The date '10' is highlighted with a green border. To the right of the calendar, there is an orange box with the text 'PUSH' and '0건'. Below this, there is a section titled '최근 사용한 메뉴'.

이화여자대학교
EWHA WOMANS UNIVERSITY

Academic affairs | **Student service** | Career

HOME ×

메뉴명을 검색하세요. 🔍

메뉴 즐겨찾기

< 2024 .01 > Today

SUN	MON	TUE	WED	THU	FRI	SAT
	1 <small>신정</small>	2	3	4	5	6
7	8	9	10	11	12	13
14	15	16	17	18	19	20
21	22	23	24	25	26	27
28	29	30	31			

조회된 데이터가 없습니다.

PUSH 0건

최근 사용한 메뉴

3. [Dormitory] → Click [Application]

The screenshot shows a university website's navigation menu. At the top, there are tabs for 'Academic affairs', 'Student service', and 'Career'. Below these is a dark green header with 'HOME' and 'SITEMAP' buttons. A search bar is located below the header. The main content area is divided into several service categories, each with a list of items and a phone icon. The 'Dormitory' category is highlighted with a red box and a red arrow. The 'Application' item within the 'Dormitory' category is highlighted with a yellow box and a yellow arrow. A blue box with a red asterisk contains the text: '※ You can check, modify, or cancel your application details on the [Result Announcement]'.

Academic affairs | Student service | Career

HOME × SITEMAP ×

←Click to search the office's phone number

- Student service**
 - Replacement Student ID Cards
 - Locker Request
 - Application for Programs & Results **새창**
- Student counseling**
 - Apply for visiting counseling
 - Visiting counseling list
 - Group counseling list
 - Apply for individual psychological testing
 - Individual psychological testing list
 - Experience of participating in a group psychological test
- E-Care**
 - Enter Online Psychological Testing
 - View Results for Psychological Testing
- Room reservation**
 - 공간사용신청가이드
 - Apply for use of room
 - Search result of room application
 - Daily table of building use reservations
 - Equipment List
- Dormitory**
 - Application**
 - Result Announcement
 - Student Card
 - Sleep-Out Report
 - Dormitory Certification
- Support for students with disabilities**
 - 개인별지원계획입력

※ You can check, modify, or cancel your application details on the [Result Announcement]

4. Click [Application Form] and Register Application

Student service

SITMAP × Application ×

Student service > Dormitory > Application


Name Student ID/Applicant Dept. **Application Form**

available dorm application Info

Year/Semester	<input type="text" value="2024"/> <input type="text" value="Winter-1"/>	Student Classific:	<input type="text" value="Undergraduate student"/>
Application Period	<input type="text" value="2024/11/07 15:10 ~ 2024/11/07 15:30"/>	Result Announcement	<input type="text" value="2024/12/05"/>
		Result Announcement	<input type="text" value="10:00"/>

안내

- 1. Apply during the application period only
- 2. Edit the application in the Result Announcement during the application period
- 3. Check the bill of your housing fee in the Result Announcement



5. [입사지원 동의서] Click 'Yes'

Application Form [X]

Basic info. 1 [Apply] [Cancel]

Semester: 2024 Winter-1 Student ID (Applicant no.): []
Name of applicant: [] Date of birth: [] Gender: female
Dept.: [] High school attended: []

Basic info. 2

Postal code: [] Home Address: [] Home Phone: [] Email: []
Name (Legal Guardian 1): [] Name (Legal Guardian 2): []

Select the period

1st semester

Room Type Preference

1st []

- Please select different room types.
- Please refer to the dormitory application guide.

Conditions for room assignment

Religion: [] Roommate's religion: [] Usual sleeping patterns: [] Noise acceptance Level of cleanliness: []

입사지원 동의서 [X]

I hereby acknowledge that I have fully read and understood the dormitory application guide.
I agree to comply with all dormitory policies and rules before and after check-in,
and I understand that if I fail to comply with the policies and rules,
I may be able to get demerit points or evicted.

YES No

※ Dormitory is a place where diverse students live.
Those who are sensitive to noise, personal hygiene and other inconveniences of communal living should reconsider your application.

[Close >]

[Close >]

6. Completing Submission of Application Form

Application Form

Basic info. 1

Semester: Student ID (Applicant no.):

Name of applicant: Date of birth: Gender:

Dept.: Year:

High school attended: Region of origin:

Basic info. 2

Postal code: If your address is not eligible, it can be changed to:

Home Address: Address:

Home Phone: Mobile phone:

Email:

Name (Legal Guardian 1): Relations (Legal): Mobile phone (Legal Guardian):

Name (Legal Guardian 2): Relations (Legal): Mobile phone (Legal Guardian):

Select the period of residence

1st semester Summer 2nd semester Winter

Room Type Preference

1st: 2nd: 3rd: 4th:

- Please select different room types for each option.
- Please refer to the application guideline about the details of room types

Conditions for roommate selection

Religion: First language:

Roommate's religion: Roommate's language: Roommate's student no.:

Usual sleeping patterns:

Noise acceptance:

Level of cleanliness:

Apply **Cancel**

❌ Do not forget to click the "Apply" button to save and submit your application

Close >

6-1. Enter your Postal Code

Basic info. 2

Postal code If your address is not eligible, it can be changed by clicking on the search button.

Home Address Address

Home Phone Mobile phone

Email

Name (Legal Guardian 1) Relations (Legal Mobile phone (Legal Guardian

Name (Legal Guardian 2) Relations (Legal Mobile phone (Legal Guardian

🔍 조회

총건수: 0건

You must include hyphens ('-') when entering your phone number

(e.g.) 010-1234-5678

※ If the format is not '010-1234-5678,' you will not be able to receive any text messages to your phone from the dormitory

※ If the automatically entered home address on the application form differs from the actual address, the applicant can edit it directly

If your home address is overseas, please write the postal code as '000000'

해외 우편번호 입력

해외 우편번호

000000

적용

6-2. Select the Period of Residence:

The 1st and 2nd semester are automatically checked*

Residence during the summer and winter is optional

거주학기 선택

<input checked="" type="checkbox"/> 1학기	<input type="checkbox"/> 여름방학	<input checked="" type="checkbox"/> 2학기	<input type="checkbox"/> 겨울방학
1 st Semester (Spring)	Summer Semester	2 nd Semester (Fall)	Winter Semester

6-3. Room Type Preference: You can choose from 1-person to 4-person room based on your preferred order

Room Type Preference

1st 2nd 3rd 4th

- Please select different room types for each option.
- Please refer to the application guideline about the details of room types

※ The room type you applied for may not be matched 100% according to room vacancies

6-4. Checking conditions for roommate selection and lifestyle

Conditions for roommate selection

Religion	<input type="text"/>	First language	<input type="text"/>
Roommate's religion	<input type="text"/>	Roommate's language	<input type="text"/>
Usual sleeping patterns	<input type="text"/>	Roommate's student no.	<input type="text"/>
Noise acceptance	<input type="text"/>		
Level of cleanliness	<input type="text"/>		

Usual sleeping patterns	<input type="text"/>
Noise acceptance	All
Level of cleanliness	Sleeping before 11PM, wake up before 7AM
	Sleeping before 12~1AM
	Staying up late, until the early dawn
Noise acceptance	<input type="text"/>
Level of cleanliness	All
	Please stay quiet in the room
	Talking softly on the phone is acceptable
	Watching a video with loud sound (without earphones) is ok
Level of cleanliness	<input type="text"/>
	All
	I like things organized and neat: I clean my room almost everyday
	I clean my room about 2-3 times a week
	It is ok to clean the room less than one time a week

- ◆ If you have a preferred roommate, please enter their entire student ID number accurately(7~8 digits). This will increase the chances of being assigned to the same room with the preferred student.
- ◆ If there are empty fields or if you enter characters or symbols other than the student ID number, the matching will not occur. (Matching is not possible if the student ID is entered as '24' or '23')
- ◆ Roommates will only be matched if the residence period is the same for both individuals, and both have applied for a 2-person room.

※ Roommates and lifestyle patterns CANNOT be matched 100% regardless of your application.

6-5. Consent to the Collection and Use of Personal/Sensitive Information

※ Consent to Collection and Usage of Personal Information

Purpose of collection and usage: To be used for dormitory application/recruitment/management process

Types of items to be collected and used:

- Required items: name, address, contact(home, mobile), date of birth, health

Period of retention and usage: 5 years

Right to refuse consent: You may not grant to collect and use your sensitive information. However, if you do not agree to the disclosure of your personal information, there could be some disadvantages when applying for dormitory

Do you agree to collection and usage of the personal information?

I agree

I do not agree

※ Consent to Collection and Usage of Sensitive Information

Purpose of collection and usage: To be used for resident's convenience when assigning rooms

Types of item to be collected and used:

- Required items: disability level, certificate of beneficiary of national basic livelihood
- Selective item: religion

Period of retention and usage: 5 years

Right to refuse consent: You may not grant to collect and use your sensitive information. However, if you do not agree to the disclosure of your personal information, there could be some disadvantages when applying for dormitory

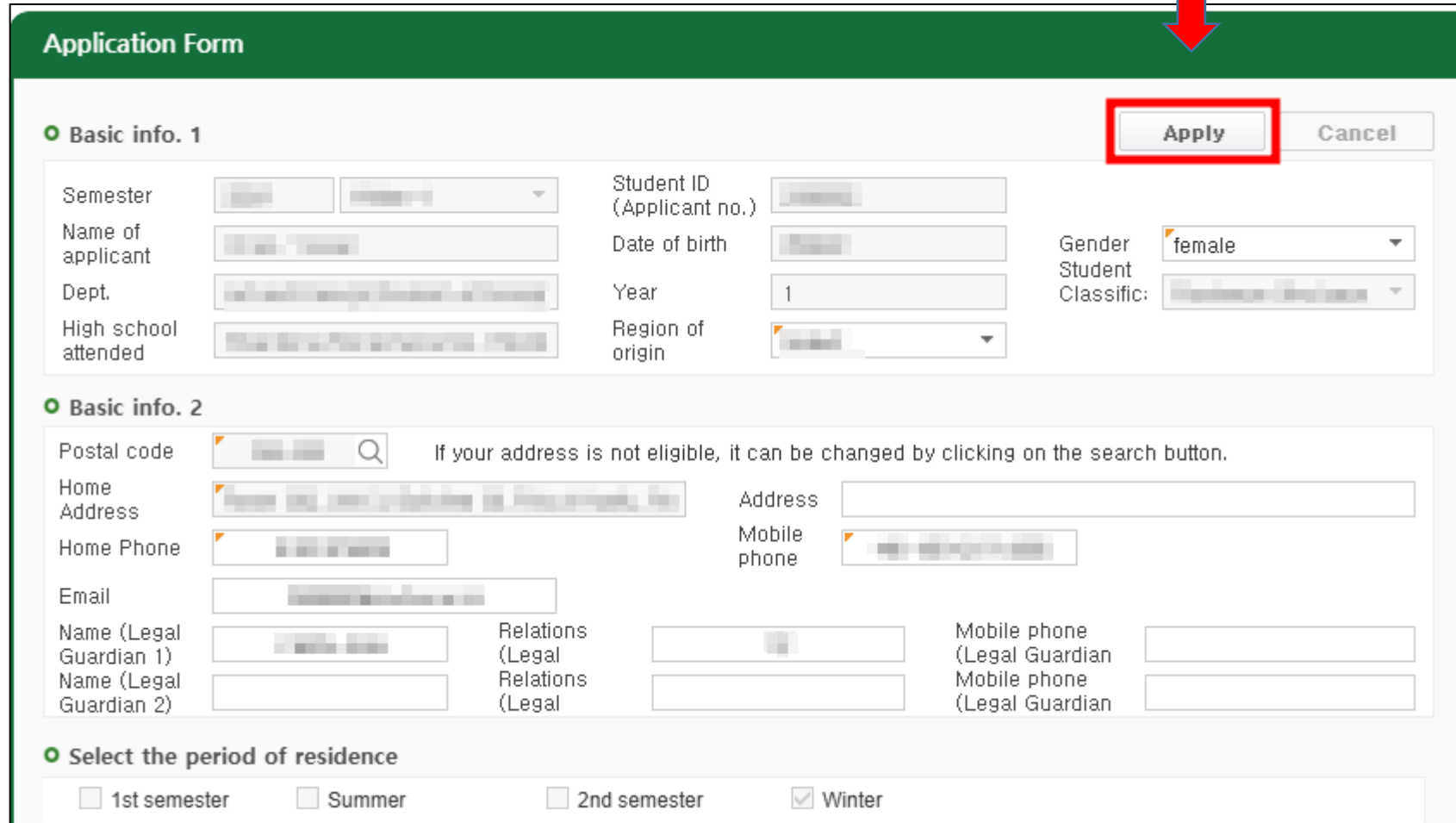
Do you agree to collection and usage of the sensitive information?

I agree

I do not agree

6-6. Click [Apply] → Complete Application Form

The 'Apply' button is located at the top of the application form



The image shows a screenshot of an application form titled "Application Form". The form is divided into several sections. At the top right, there are two buttons: "Apply" and "Cancel". The "Apply" button is highlighted with a red box, and a red arrow points from the text above to it. The form contains various input fields and dropdown menus for personal information, including semester, name, address, phone numbers, and guardian information. The "Apply" button is located at the top right of the form, next to the "Cancel" button.

Application Form

Basic info. 1

Semester: [dropdown] [dropdown]
Student ID (Applicant no.): [text]
Name of applicant: [text]
Date of birth: [text]
Gender: [dropdown] female
Dept.: [text]
Year: [text] 1
Student Classific.: [dropdown]
High school attended: [text]
Region of origin: [dropdown]

Basic info. 2

Postal code: [text] [search icon] If your address is not eligible, it can be changed by clicking on the search button.
Home Address: [text] Address: [text]
Home Phone: [text] Mobile phone: [text]
Email: [text]
Name (Legal Guardian 1): [text] Relations (Legal): [text] Mobile phone (Legal Guardian): [text]
Name (Legal Guardian 2): [text] Relations (Legal): [text] Mobile phone (Legal Guardian): [text]

Select the period of residence

1st semester Summer 2nd semester Winter

7. Click [Result Announcement: [View] → [View details]

SITEMAP × Result Announc.. ×

Student service > Dormitory > Result Announcement

Name: [input] Student ID/Applicant: [input] Dept: [input] [Q View](#)

Dorm application Info

Year/Sem: 2024 Winter-1

Application result Total: 2

No.	Year	Semest	Determined Information						Dorm application Info			
			Building cla	Room type	Room	Bed no.	Consent to CoPledge of Dorr	Bill	Payment sReason for	Application period	Result Announcem	ApplicatorWaiting
1	2024	Winter-								2024/11/19 11:00 ~ 2024/12/05	Applicatio	View details

Application Form

[Apply](#) [Cancel](#)

Student ID (Applicant no.): [input]
Date of birth: [input]
Year: 1
Region of origin: Seoul

Gender Student Classific: female
Freshman (first year)

※ During the application period,

- You can modify or cancel your application form
- You can cancel your application and reapply as well on the "Dorm application" in the "Result Announcement" Menu